

ชุดทดสอบแอมโมเนียภาคสนาม
Ammonia Field Test Kit

Read instructions before use



ASIANMEDIC CO., LTD.

Tel. 6689-185-8999, 8890-898-5188

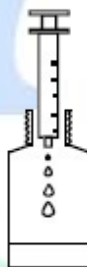
E-mail: sales@asianmedic.com



Testing Procedure

Step 1

Add 10 mL (or desired volume upon the concentration range on standard color scale) of water sample into the reaction bottle by using syringe provided (directly transfer to the bottom)

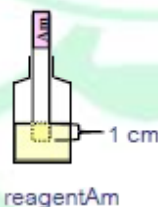


Step 4

Tear 1 pack of sodium hydroxide and quickly pour the whole content into the reaction bottle. Immediately close with the prepared special cap tightly. Swirl the bottle until sodium hydroxide are dissolved (about 1 min), be careful the splash of strip is forbidden, and leave the reaction stand for 15 min.

Step 2

Immerse strip Am into reagent Am. Allow the reagent absorb in the paper strip about 1 cm in height



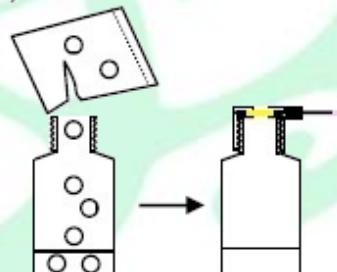
Step 3







Insert the immersed-strip AM into the slot of the cap, between the two rubber rings.



Step 5

Loosen the special cap to remove the reacted-strip Am and compare the developed color with the standard color scale.



Standard color scale						
Water sample : pure water	Ammonia concentration as N (<i>mg N/L or ppm-N</i>)					
						
10 mL : 0 mL	0	0.5	1.0	2.0	4.0	≥6.0
5 mL : 5 mL	0	1.0	2.0	4.0	8.0	≥12
1 mL : 9 mL	0	5.0	10	20	40	≥60

The kit is able to determine ammonia concentration in order of 0-6, 0-12, or 0-60 mg N/L in condition that the total ratio of water sample and pure water is 10 mL

3

Package contents	Cautions
1) Reaction bottle with special cap 1 set 2) Syringe 2 pieces 3) reagent Am 1 bottle 4) Sodium hydroxide 50 packs 5) Strip Am 1 box 6) Plastic bag (for used paper strips) 1 bag	1) Immediately close all reagent containers after use. 2) Avoid contact of liquid reagents with skin and eyes. 3) Hold the paper strip at the top end (marked with pink color). Do not touch the lower half of the paper strip with bare fingers. (<i>keep the used paper strip in the plastic bag provided</i>) 4) Always wash your hands after using the kit. 5) Keep the kit out of direct sunlight and away from heat, food, pets, and the reach of children.
Information on chemicals	
1 <u>Reagent Am</u> : contains concentrated basic solution and toxic chemicals. Harmful if inhale or absorbed through skin 2 <u>Sodium hydroxide</u> : very corrosive base that cause severe burns to skin	
<i>Keep all bottles tightly closed when not in use</i>	

4